

EN

ATTENTION!

To avoid battery drainage only wire to ignition positive / not steady positive. To be sure not to void your bike's warranty visit a authorized workshop.

Unplug Charger when not in use for longer time periods to avoid battery drain.

Use at own risk. In no event shall SP United Holding AG be liable for any direct, indirect, punitive, incidental, special consequential damages, to property, whatsoever arising out of or connected with the use or misuse of this product.

DE

ACHTUNG!

Um eine Entladung der Batterie zu vermeiden, schließen Sie das Kabel nur an den Pluspol der Zündung an, nicht an den Dauerpluspol. Um sicherzugehen, dass die Garantie Ihres Motorrads nicht erlischt, besuchen Sie eine autorisierte Werkstatt.

Wenn Sie das Gerät längere Zeit nicht benutzen, Ziehen Sie den Stecker des Ladegeräts ab, um die Batterie zu schonen.

Benutzung auf eigene Gefahr. Die SP United Holding AG haftet in keinem Fall für direkte, indirekte, zufällige oder besondere Folgeschäden, die sich aus der Verwendung oder dem Missbrauch dieses Produkts ergeben oder damit verbunden sind.

FR

ATTENTION!

Pour éviter le drainage de la batterie, ne branchez que sur allumage positif / pas fixe positif. Pour être sûr de ne pas annuler la garantie de votre vélo, rendez-vous dans un atelier professionnel.

Débranchez le chargeur lorsque vous ne l'utilisez pas pendant une période prolongée pour éviter l'épuisement de la batterie.

L'utilisation se fait au seul risque de l'utilisateur. La société SP United Holding AG ne pourra, en aucun cas, être tenue responsable des dommages directs, indirects, punitifs, accessoires, spéciaux ou consécutifs à la propriété, quels qu'ils soient, découlant de ou liés à l'utilisation ou à l'utilisation incorrecte de ce produit.

ES

¡ATENCIÓN!

Para evitar el drenaje de la batería, solo cablee a la ignición positiva / no estable. Para asegurarse de no anular la garantía de su bicicleta, visite un taller profesional.

Desenchufe el cargador cuando no lo use por períodos de tiempo más prolongados para evitar que la batería se agote.

Usar bajo su propio riesgo. De ninguna manera, SP United Holding AG será responsable por ningún daño consecuente directo, indirecto, punitivo, incidental o especial a la propiedad, o cualquiera que surja o esté relacionado con el uso o uso indebido de este producto.

IP65 RATED: No ingress of dust; complete protection against contact (dust tight). Water projected by a nozzle (6.3 mm) against enclosure from any direction shall have no harmful effects. Minimum operating temperature: 0°C / 32°F



SPTM
CONNECT

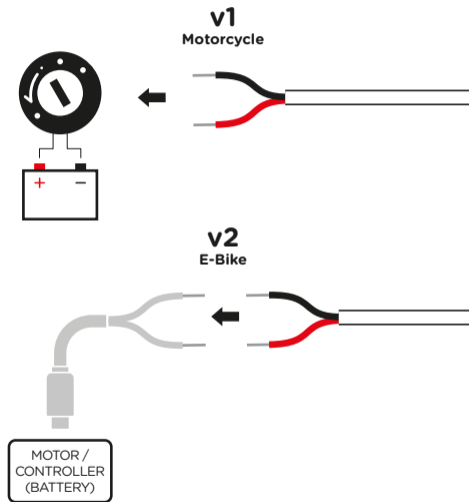
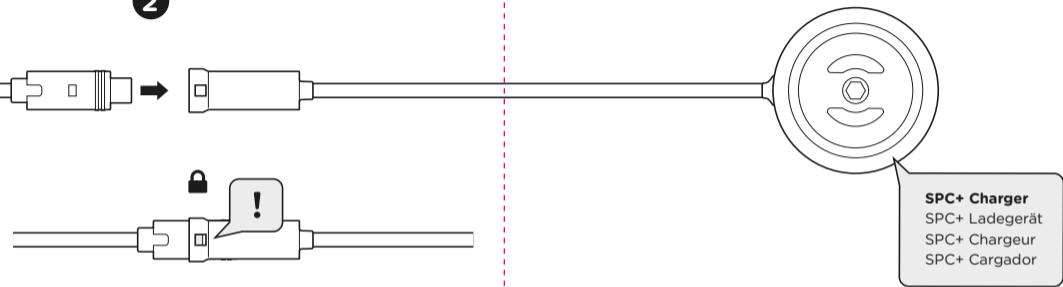
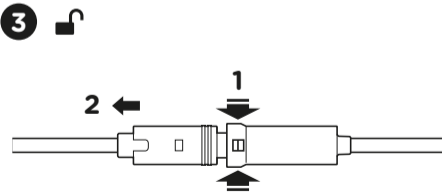
12V DC
CABLE

INPUT:
DC 12-15V / max. 2A

OUTPUT:
DC 12V / 2A
(USB 3.1 Type-C)



EN / DE / FR / ES

1**2****3****FCC Statement**

1. This device complies with Part 15 of the FCC Rules. Operation is subject to the following two conditions:

(1) This device may not cause harmful interference, and
(2) This device must accept any interference received, including interference that may cause undesired operation.

2. Changes or modifications not expressly approved by the party responsible for compliance could void the user's authority to operate the equipment.

NOTE: This equipment has been tested and found to comply with the limits for a Class B digital device, pursuant to Part 15 of the FCC Rules. These limits are designed to provide reasonable protection against harmful interference in a residential installation.

This equipment generates uses and can radiate radio frequency energy and, if not installed and used in accordance with the instructions, may cause harmful interference to radio communications. However, there is no guarantee that interference will not occur in a particular installation. If this equipment does cause harmful interference to radio or television reception, which can be determined by turning the equipment off and on, the user is encouraged to try to correct the interference by one or more of the following measures:

- Reorient or relocate the receiving antenna.
- Increase the separation between the equipment and receiver.
- Connect the equipment into an outlet on a circuit different from that to which the receiver is connected.
- Consult the dealer or an experienced radio/TV technician for help.

FCC Radiation Exposure Statement

This equipment complies with FCC radiation exposure limits set forth for an uncontrolled environment. This equipment should be installed and operated with minimum distance 20cm between the radiator & your body.