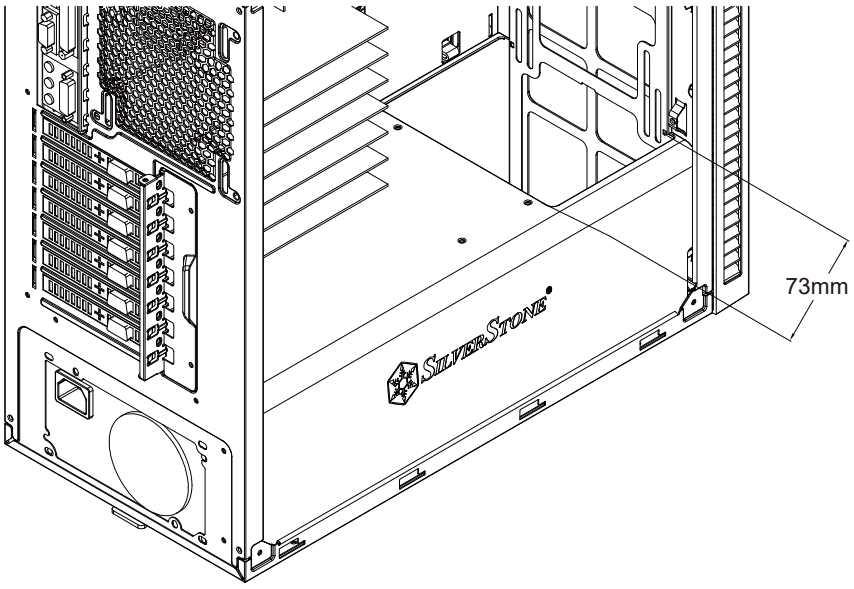



(4) 360mm Radiator Limitation



KUBLAI 07E

High quality ATX tower chassis with silent designs and elegant styling



Special Features

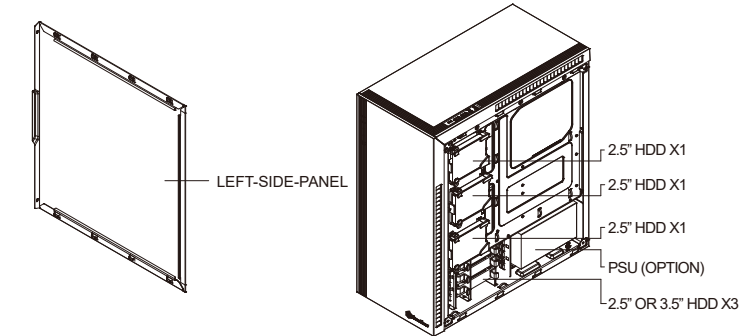
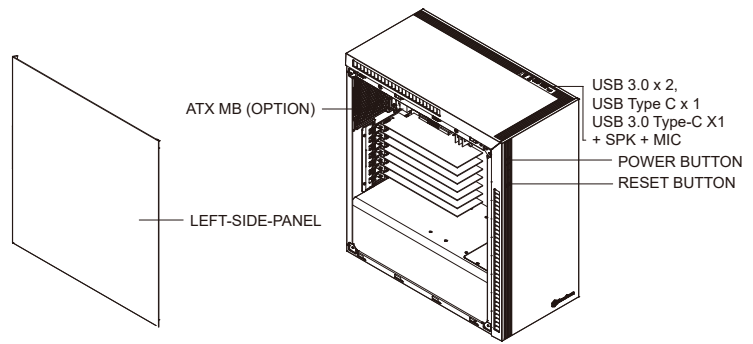
- Asphalt sound-dampening material
- Super clean internal look with PSU and drive bay cover
- Includes front mounted USB Type-C port
- Smart backside cable routing design
- Motherboard back plate opening for quick CPU cooler assembly
- Includes two 140mm fans designed to generate positive pressure
- Supports graphics cards up to 15.3" (388.6mm)

Warranty Information
 This product has a limited 1 year warranty in North America and Australia. For information on warranty periods in other regions, please contact your reseller or SilverStone authorized distributor.
 本产品自购买之日起, 于中国地区 (不包含澳门, 香港特别行政区) 享有一年有限质保 (部分产品为二年, 三年或五年)。详细保固年限请参考官方网站 <https://silverstonetek.com.cn/> 公布之产品型号为依据。

Warranty terms & conditions

1. Product component defects or damages resulted from defective production is covered under warranty. Defects or damages with the following conditions will be fixed or replaced under SilverStone Technology's jurisdiction.
 - a) Usage in accordance with instructions provided in this manual, with no misuse, overuse, or other inappropriate actions.
 - b) Damage not caused by natural disaster (thunder, fire, earthquake, flood, salt, wind, insect, animals, etc...)
 - c) Product is not disassembled, modified, or fixed. Components not disassembled or replaced.
 - d) Warranty mark/stickers are not removed or broken. Loss or damages resulted from conditions other than ones listed above are not covered under warranty.
2. Under warranty, SilverStone Technology's maximum liability is limited to the current market value for the product (depreciated value, excluding shipping, handling, and other fees). SilverStone Technology is not responsible for other damages or loss associated with the use of product.
3. Under warranty, SilverStone Technology is obligated to repair or replace its defective products. Under no circumstances will SilverStone Technology be liable for damages in connection with the sale, purchase, or use including but not limited to loss of data, loss of business, loss of profits, loss of use of the product or incidental or consequential damage whether or not foreseeable and whether or not based on breach of warranty, contract or negligence, even if SilverStone Technology has been advised of the possibility of such damages.
4. Warranty covers only the original purchaser through authorized SilverStone distributors and resellers and is not transferable to a second hand purchaser.
5. You must provide sales receipt or invoice with clear indication of purchase date to determine warranty eligibility.
6. If a problem develops during the warranty period, please contact your retailer/reseller/SilverStone authorized distributors or SilverStone <http://www.silverstonetek.com>. Please note that: (i) You must provide proof of original purchase of the product by a dated itemized receipt; (ii) You shall bear the cost of shipping (or otherwise transporting) the product to SilverStone authorized distributors. SilverStone authorized distributors will bear the cost of shipping (or otherwise transporting) the product back to you after completing the warranty service; (iii) Before you send the product, you must be issued a Return Merchandise Authorization ("RMA") number from SilverStone. Updated warranty information will be posted on SilverStone's official website. Please visit <http://www.silverstonetek.com> for the latest updates.

Additional info & contacts
For North America (usasupport@silverstonetek.com)
 SilverStone Technology in North America may repair or replace defective product with refurbished product that is not new but has been functionally tested. Replacement product will be warranted for remainder of the warranty period or thirty days, whichever is longer. All products should be sent back to the place of purchase if it is within 30 days of purchase, after 30 days, customers need to initiate RMA procedure with SilverStone Technology in USA by first downloading the "USA RMA form for end-users" form from the below link and follow its instructions.
<http://silverstonetek.com/contactus.php>
For Australia only (support@silverstonetek.com)
 Our goods come with guarantees that cannot be excluded under the Australian Consumer Law. You are entitled to a replacement or refund for a major failure and for compensation for any other reasonably foreseeable loss or damage. You are also entitled to have the goods repaired or replaced if the goods fail to be of acceptable quality and the failure does not amount to a major failure. Please refer to above "Warranty terms & conditions" for further warranty details. SilverStone Technology Co., Ltd. 12F No. 168 Jiankang Rd., Zhonghe Dist., New Taipei City
 225 Taiwan R.O.C. + 886-2-8228-1238 (standard international call charges apply)
Europe (support.eu@silverstonetek.de)
all other regions (support@silverstonetek.com)



ENGLISH

Place your hard drive on the tray and secure with included screws. Caution: the secure with mount of hard drive tray should be place at the same side with your hard drive connector jack.

DEUTSCH

Positionieren Sie Ihre Festplatte am Einschub und sichern Sie sie mit den mitgelieferten Schrauben. Achtung: Die Befestigung des Festplatteneinschubs sollte auf der Seite erfolgen, auf der sich auch der Festplattenanschluss befindet.

FRANÇAIS

Placez votre disque dur sur le plateau et fixez-le avec les vis fournies. Attention : le support du plateau de disque dur doit être du même côté que la prise du connecteur de disque dur.

ESPAÑOL

Coloque su disco duro en la bandeja y fjelo con los tornillos incluidos. Aviso: el disco duro montado en la bandeja debería situarse en el mismo lado de su conector para disco duro.

ITALIANO

Collocare il disco rigido nel cassetto e fissarlo utilizzando le viti fornite in dotazione . Attenzione: la parte con le prese del cassetto contenente il disco rigido deve essere collocata sullo stesso lato del connettore del disco rigido.

РУССКИЙ

Поместите жесткий диск в лоток и закрепите его винтами из комплекта . Внимание! Крепление лотка выполняется с той же стороны, где расположен соединительный разъем для жесткого диска.

繁體中文

請將您的硬碟安裝置硬碟托盤中, 並以內附螺絲鎖固後, 請注意鎖固硬碟托盤的方向必須與硬碟連接線接頭一致。

簡体中文

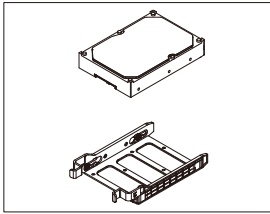
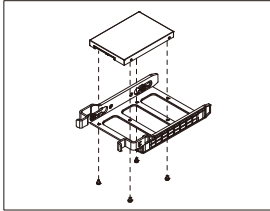
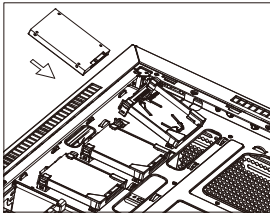
请将您的硬盘安装置硬盘托盘中, 并以内附螺丝锁固后, 请注意锁固硬盘托盘的方向必须与硬盘连接线接头一致。

日本語

ハードディスクをトレイに置き、付属のネジで固定します。注意：ハードディスクドライブトレイは、ハードディスクコネクタジャックと同じ向きに設置してください。

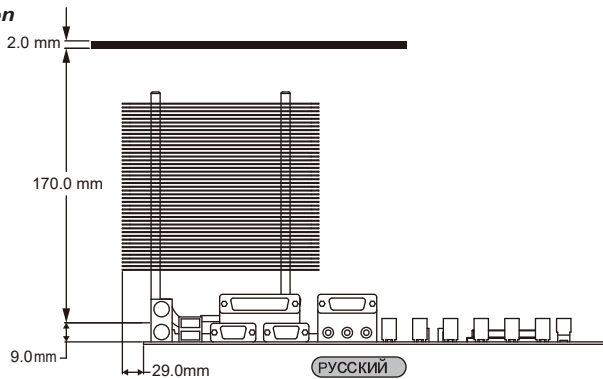
한국어

하드 드라이브를 트레이에 올려 놓고 제 공된 나사를 사용하여 고정합니 다. 주의: 하드 드라이브 트레이는 하드 드라이브 커넥터 잭과 동 일한 면에 놓고 장착해야 합니다.



The KL07 was designed to accommodate oversized components, but we still recommend referring to the following dimension guidelines:

(1) CPU Cooler limitation



ENGLISH

Height limitation for CPU cooler is 170mm with 29mm clearance over the motherboard's top edge.

DEUTSCH

Höhenbeschränkung für CPU-Kühler 170 mm mit einem Freiraum von 29 mm oberhalb der Motherboard-Oberkante.

FRANÇAIS

La limitation de hauteur des refroidisseurs de processeurs est 170mm avec un espace de 29mm au-dessus du bord supérieur de la carte mere.

ESPAÑOL

La limitación de altura para disipadores de CPU es de 170mm con un espacio libre de 29mm sobre el borde superior de la placa base.

ITALIANO

La limitazione dell'altezza del dissipatore di calore CPU è di 170 millimetri con uno spazio libero di 29mm sopra il bordo superiore della scheda madre.

РУССКИЙ

Ограничение по высоте для системы охлаждения процессора составляет 170 мм с 29-мм зазором над верхним краем системной платы.

繁體中文

Cooler 限高是170mm, Cooler 外緣允許超出主機板上邊界29mm。

簡体中文

Cooler 限高是170mm, Cooler 外緣允許超出主板 上邊界29mm。

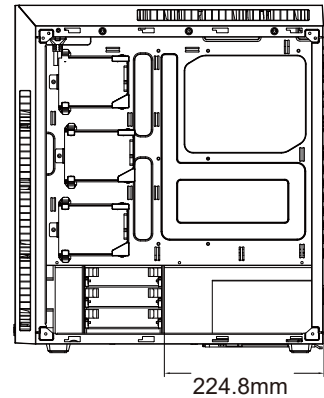
日本語

CPUクーラーの高さ限度は、マザーボード上側の余裕29mmを取って、170mmです。

한국어

CPU 쿨러의 높이 제한은 170mm로서 메인보드 상단 가장자리 위로의 허용 오차가 29mm입니다.

(2) Power supply limitation



ENGLISH

The KL07E supports power supply with depth of up to 190mm.

DEUTSCH

Das KL07E unterstützt Netzteile mit einer Tiefe von bis zu 190mm.

FRANÇAIS

Le KL07E est compatible avec les alimentations d'une profondeur inférieure ou égale à 190mm.

ESPAÑOL

La KL07E acepta fuentes de alimentación con una profundidad de hasta 190mm.

ITALIANO

KL07E supporta alimentatori con profondità fino a 190mm.

РУССКИЙ

Корпус KL07E допускает установку блока питания глубиной до 190mm.

繁體中文

KL07E可支援至長度190mm的PSU。

簡体中文

KL07E可支持至长度190mm的PSU。

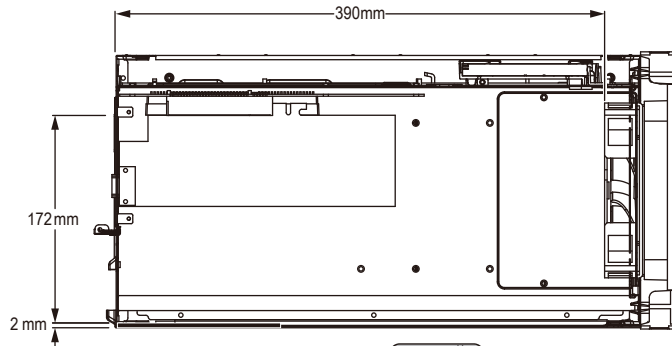
日本語

KL07Eは最高190mmの奥行きの電源をサポートします。

한국어

KL07E은 190mm의 깊이를 갖는 파워 서플라이까지 지원합니다.

(3) Graphics card / expansion card length limitation



ENGLISH

KL07E can support 15.35" (390mm) long cards, which covers all retail consumer graphics cards available on the market.

DEUTSCH

KL07E unterstützt Karten bis 15.35" (390mm) . Dies deckt alle auf dem Markt verfügbare Consumer-Grafikkarten ab.

FRANÇAIS

KL07E peut supporter des cartes de jusqu'à 15.35" (390mm) de long, ce qui couvre toutes les cartes graphiques disponibles actuellement sur le marché.

ESPAÑOL

La KL07E puede aceptar tarjetas largas de 15.35" (390mm) , lo que cubre todas las tarjetas gráficas para usuario disponibles en el mercado.

ITALIANO

KL07E supporta schede lunghe 15.35" (390mm) , coprendo tutte le schede grafiche consumer in vendita al dettaglio disponibili sul mercato.

РУССКИЙ

Корпус KL07E позволяет устанавливать 15.35" (390mm) карты, что покрывает весь доступный рынок розничной продажи графических карт.

繁體中文

KL07E支援到PCI-E規格定義的上限15.35" (390mm) 顯示卡, 市面上零售的消費及顯示卡應該都能安裝。

簡体中文

KL07E支持到PCI-E规格定义的上限15.35" (390mm) 显示卡, 市面上零售的消費及显示卡应该都能安装。

日本語

KL07Eは15.35" (390mm) 長のカードに対応します。これは市場に出回るリテール消費用グラフィックスカード全てを網羅します。

한국어

KL07E는15.35" (390mm)의 긴 카드를 지원할 수 있으며, 이는 시중에 출시된 모든 소매 소비자용 그래픽 카드를 포함합니다.