



SIMPLE OWNER'S MANUAL

# NOTEBOOK

---

For the safe and convenient use of the product, please read this simple owner's manual before use.

17ZT90P Series



MFL71898225

[www.lg.com](http://www.lg.com)

Copyright © 2022 LG Electronics Inc. All Rights Reserved



LG logo is a registered trademark of LG Electronics Inc.



Micro SD Logo is a trademark of SD-3C, LLC



The UFS Logo is a trademark of the Universal Flash Storage Association (UFSA).



The terms HDMI, HDMI High-Definition Multimedia Interface, and the HDMI Logo are trademarks or registered trademarks of HDMI Licensing Administrator, Inc.



The SuperSpeed USB Trident logo is a registered trademark of USB Implementers Forum, Inc.



USB Type-C™ and USB-C™ are trademarks of USB Implementers forum.

Thunderbolt™ and Thunderbolt™ logo are the trademarks of Intel Corporation in U.S.A. and/or other countries.

Microsoft® and Windows® are registered trademarks or trademarks of Microsoft Corporation in the U.S.A. and/or other countries.

NVMe™ is a trademark of NVM Express, Inc

The Bluetooth® word mark and logos are registered trademarks owned by the Bluetooth SIG, Inc. and any use of such marks by LG Electronics is under license. Other trademarks and trade names are those of their respective owners.

## Contents

Before Reading the simple owner's manual .....	1
Precautions related to OS installation .....	1
Product Components .....	1
Windows 10 Installation Guide .....	1
Names of Parts .....	2
Precautions Regarding Battery .....	3
LAN Adapter .....	4
System Reset .....	4
Connecting to the Power .....	5
Power Supply and Environments .....	5

To obtain the source code that is contained in this product, under GPL, LGPL, MPL, and other open source licenses that have the obligation to disclose source code, and to access all referred license terms, copyright notices and other relevant documents please visit <https://opensource.lge.com>. LG Electronics will also provide open source code to you on CD-ROM for a charge covering the cost of performing such distribution (such as the cost of media, shipping, and handling) upon email request to [opensource@lge.com](mailto:opensource@lge.com). This offer is valid to anyone in receipt of this information for a period of three years after our last shipment of this product.

## Before Reading the simple owner's manual

Any malfunction in the built-in solid state drive (SSD) may result in loss of stored data. You must back up all critical user data to an external storage device (USB HDD, memory card, etc.).

If you shut the system down before it is completely loaded, the product may not shut down properly. Shut down the system after it is completely loaded. (It takes about one or two minutes to completely load the system and may vary depending on the conditions.)

## Precautions related to OS installation

This product is not provided with the operating system.

LG Electronics does not provide the operating system (e.g. MS Windows) for this product. You must purchase and install the operating system that is required to operate the product. To purchase a Windows OS, please contact Microsoft.

This product only supports installation of Windows 10 IoT Enterprise, and we are not responsible for all the problems that may occur due to installing and using other operating systems.

## Product Components

The components shown below are provided when you purchase the product. Check the components before use.

- Some of its components may look different in shape and color from the pictures in certain models.
- When cleaning the product, use a cleaning agent dedicated to the PC. If you use thinner, benzene, alcohol or other similar agent, the product may be damaged or deformed.



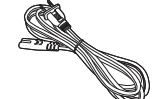
PC Main Body



Simple Owner's Manual



AC Adapter <sup>1</sup>



Power Cable <sup>1</sup>

- <sup>1</sup> The AC adapter and power cable may differ depending on your country, but there is no difference in their functionality.

## Windows 10 Installation Guide

If you purchase and install Windows 10 IoT Enterprise, you should perform installation according to the following procedure.

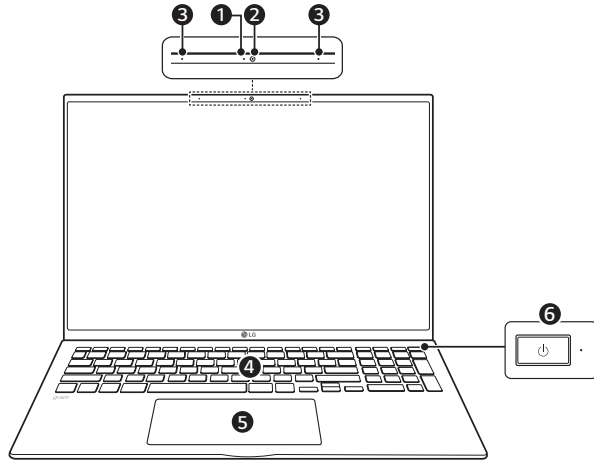
For details on installation, refer to the user's guide or the Help menu provided with the Windows OS.




## Names of Parts

The actual product may differ in shape and color from the product images included in this simple owner's manual.

### Front



- |                                |  |
|--------------------------------|--|
| 1 Webcam Operation Status Lamp | 4 Keyboard   |
| 2 Webcam                       | 5 Touchpad   |
| 3 Built-in Microphone          | 6 Power Button [  ]<br>(Fingerprint Sensor <sup>1</sup> ) |

1 Only applies to products with the fingerprint recognition function.

### Left



### Right



- |   |   |
|---|---|
| 1 HDMI Port   | 4 Built-in Speakers                           |
| 2 USB-C™ Port <sup>1</sup> (USB 4.0 Gen 3x2 / Thunderbolt™ / Can connect to a LAN adapter / Power Port) | 5 UFS/Micro SD Card Slot                      |
| 3 Headphone Port (4-pole Ear Microphone Port <sup>3</sup> )   | 6 USB Port (USB 3.2 Gen 2x1 <sup>2</sup> )    |
|   | 7 Security Keyhole (Kensington Security Slot) |

1 Depending on the specifications of the device connected to the USB-C™ port, it acts as a USB or Thunderbolt™ port.

The USB-C™ port provides a Quick Charging function for devices that support USB PD (Power Delivery).

2 The names of USB versions have changed from USB 3.0 (or USB 3.1 Gen 1) and USB 3.1 (or USB 3.1 Gen 2) to USB 3.2 Gen 1x1 and USB 3.2 Gen 2x1. Devices that are not authorized with USB may not operate normally when connected to the USB port.

The transmission speed of a USB port may differ depending on the type of storage device (NVMe™, SSD, HDD, etc.) in the system and the connected USB device.

3 The 4-pole ear microphone port supports US 4-pole standards, but not the European 4-pole ear microphone.

When using ear microphone (or Bluetooth headset), audio input and output are directed to the connected device and the microphone and speaker on PC do not work.









The 4-pole ear microphone port does not support external microphone.

## Precautions Regarding Battery




This product has a built-in battery pack. After purchasing your PC, be sure to charge the battery pack completely before using it for the first time.

- The battery is a wearable good and thus the battery may not last as long as before after the battery has been used for a long time.
- The internal battery cannot arbitrarily be removed or replaced. Removing it may void the warranty.
- If you need to remove or replace the battery, please visit a designated service center.
- We charge a fee for removing or replacing the battery.

### Precautions When Using the Battery

	<p>Use batteries certified and acknowledged by LG Electronics, Inc.</p> <ul style="list-style-type: none"> <li>• Otherwise, an explosion or fire may occur.</li> </ul>		<p>Keep the battery away from heat.</p> <ul style="list-style-type: none"> <li>• Otherwise, an explosion or fire may occur.</li> </ul>
	<p>Do not use the product on top of carpet, blanket or bed. Also, do not put the adapter under the blanket.</p> <ul style="list-style-type: none"> <li>• The product may malfunction, cause a fire or burn the user due to temperature rise.</li> </ul>		<p>Prevent the battery from coming in contact with any metallic object like a car ignition key or a paper clip.</p> <ul style="list-style-type: none"> <li>• Otherwise, this may cause damage to the battery, a fire or burn due to overheat in the battery.</li> </ul>
 <p>140 °F (60 °C)</p>	<p>Avoid storing or using this product in places with high humidity levels and temperatures above 140 °F (60 °C), such as the inside of a car or sauna.</p> <ul style="list-style-type: none"> <li>• Otherwise, an explosion or fire may occur.</li> </ul>		<p>If you find leakage or smell bad odor from the battery, contact the local service center.</p> <ul style="list-style-type: none"> <li>• Otherwise, an explosion or fire may occur.</li> </ul>
	<p>Do not leave the powered on product in a space without enough ventilation (i.e. bags) repeatedly or for an extended time.</p> <ul style="list-style-type: none"> <li>• The battery may overheat and cause a fire.</li> </ul>		<p>Charge the battery only with the provided charger.</p> <ul style="list-style-type: none"> <li>• Otherwise, the battery may be damaged presenting a risk of fire.</li> </ul>

### Guide on Battery Usage

<p>50 %</p> 	<p>When the PC is not used for an extended period of time, keep the battery level at about 50 % to increase the battery lifespan.</p>	 <p>Good!</p>	<p>To increase battery lifespan, use the battery for a while before charging it rather than keeping the battery completely charged.</p>
	<p>If you don't use the product for a long time with the battery completely charged, the battery lifespan may decrease.</p>		

### Warning

The battery may explode due to excessive heat, causing fire. For a safe and efficient use of battery, follow the below directions.

- Do not short-circuit the battery.
- Keep the battery out of reach of children.
- A visible swelling of the battery pack indicates a possible danger. When this occurs, contact your local vendor or service center immediately.
- Use only a certified and designated recharger.
- Keep the battery pack away from heat. (Never put it in a microwave.)
- Do not leave inside a car under the summer heat.
- Do not leave or use at a hot and humid place like a sauna.
- Do not use the machine placed on a heating blanket or other heat reserving materials.
- Do not leave the machine turned on inside a closed space.
- Make sure that the battery ports are not touched by any metallic objects like a key, coin, necklace, and watch.
- Use only a lithium secondary battery certified and guaranteed by mobile device manufactures.
- Do not disassemble or modify the battery. Do not compress or pierce the battery.
- Do not apply shock to the battery. For example, do not drop the battery from a high place.
- Keep the room temperature between 23 °F (-5 °C) and 104 °F (40 °C). Do not expose the PC to heat hotter than 104 °F (60 °C).
- Keep the machine dry.
- Do not discard the battery arbitrarily as you are requested to follow the local procedure for discarding the battery.
- Before using this machine, read this guide carefully.

### ✓ Notes

When the PC is not used for an extended period of time, refer to the following:

- Check the battery charge level on a regular basis and keep it at 50 %. This allows you to extend the battery life.
- If the battery is left fully charged for an extended period of time, the battery capacity and battery running time may be reduced.
- If the battery is left fully discharged for an extended period of time, it may become over-discharged and cannot be charged again.

For more efficient use of the battery, read the following carefully.

- The battery runs low naturally even if it is kept unused.
- To increase battery lifespan, use the battery for a while before charging it rather than keeping the battery completely charged.
- If you don't use the product for a long time with the battery completely discharged, the battery lifespan may decrease.

The battery capacity may change due to chemical reactions during charge and discharge.

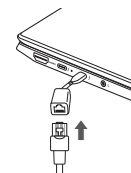
- LG Notebook frequently checks the charge level of its battery based on usage conditions, and then calculates and correctly indicates the actual remaining level of the battery.
- The battery is wearable goods and thus the life span may become shorter with use. The battery running time may also become shorter accordingly.
- When the battery is fully charged, the machine stops recharging. It resumes recharging when the battery charge rate drops below 95 %. This feature secures the safe and efficient use of the battery.
- When the temperature of the battery drops below 50 °F (10 °C), it is charged in a low current to protect the battery cells. In this case, charging time may stretch to up to 32 hours.

If you use the system at a low temperature, refer to the following:

- The battery capacity may be reduced depending on the chemical characteristics of the battery and the system may not be turned on after it freezes or it is turned off.
- If the system freezes or if it is not turned on, connect the AC adapter to the system and charge the battery fully before use.
- If there is any error in the indication of the battery capacity, charge and discharge the battery two or three times at room temperature to return to the normal operation.

## LAN Adapter

- 1 Connect the LAN adapter to the USB-C™ port on the PC.
  - The USB-C™ port can be used without having to differentiate between the top and bottom surfaces.
- 2 Connect the network cable (LAN) to the LAN adapter.
- 3 Check if you can connect to the internet properly.



## System Reset

When system is in stop or has not been finished properly while installing and using OS, you should reset the system.

- 1 Remove the adapter and press the power button for approximately 6 seconds to reset the system.
- 2 Once the system is reset, press the power button again to turn on the computer.
  - Caution: Unsaved data may be lost. Pressing the power button while the PC is in use may cause damage to the hard disk or a system error.

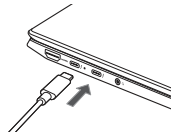


## Connecting to the Power

The AC adapter is used to power and charge the PC.

- Do not use any other AC adapter than the one that was provided when you purchased this product.
- The power cable and AC adapter may differ depending on your country or region.

- 1 Connect an end of the cable to the AC adapter and the other end to a power outlet.
  - The AC adapter can be used from 100 V to 240 V.
- 2 Connect the AC adapter jack to the PC USB-C™ port.
  - Ensure that the power jack linked to the AC adapter and product is connected firmly.



When the AC adapter is connected, the AC adapter lamp turns on.

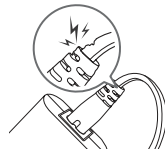


Status	Power Lamp
On	The AC adapter is connected.
Off	The AC adapter is not connected.

- If you try to turn on the system that has entered the Hibernates mode or been turned off after a low-battery alarm, the system will not be turned on but the lamp will blink three times. If this is the case, connect the AC adapter and charge the battery sufficiently before using it.

### ⚠ Precautions When Using the AC Adapter

- Do not bend the cable for the AC adapter too much.
- Otherwise, the wires inside the cable may break and cause an electric shock or fire.



Detachable Adapter

### ⚠ Caution

Do not leave a liquid container on the PC.

- The system may be short-circuited and damaged.

### ⚠ Warning

Please use an AC adapter certified by LG Electronics Inc.

- Uncertified batteries may explode.
- It may cause a problem in battery charging or system operation.

When you use an AC adapter, follow the below directions.

- 140 °F (60 °C) or more high-humidity spaces, for example, inside cars or saunas, should be avoided when you use or store it.
- Do not disassemble or modify the AC adapter.
- Do not twist the AC adapter plug.
- When you connect the AC adapter, do not forcefully push the plug.

## Power Supply and Environments

AC Adapter (Free Voltage)	Power Rating: Up to 65.0 W Input: AC 100 V to 240 V, 1.6 A 50 / 60 Hz Output: DC 5.0 V, 3.0 A / 9.0 V, 3.0 A / 15.0 V, 3.0 A / 20.0 V, 3.25 A
Battery	Lithium Ion battery Charging Hours: 3.0 hours Charging hours may be longer if the battery is not used for a long time or the system is on. When temperature is outside the operating temperature specification, the battery may not be charged or charging hours may be longer. Operating temperature may be different from the actual room temperature.
Operating and Storage Conditions	Operating Temperature: 50 °F (10 °C) to 95 °F (35 °C) Operating Humidity: 20 % RH to 80 % RH Storage Temperature: 23 °F (- 5 °C) to 104 °F (40 °C) Storage Humidity: 5 % RH to 90 % RH

---

MEMO





# Regulatory Information

---

[www.lg.com](http://www.lg.com)

Copyright © 2022 LG Electronics Inc. All Rights Reserved

## Regulatory Information

### FCC Compliance Statement

This equipment has been tested and found to comply within the limits of a Class B digital device pursuant to Part 15 of the FCC Rules. These limits are designed to provide reasonable protection against harmful interference in a residential installation.

This equipment generates, uses, and can radiate radio frequency energy and if not installed and used in accordance with the instructions, may cause harmful interference to radio communications. However, there is no guarantee that interference will not occur in a particular installation.

If this equipment does cause harmful interference to radio or television reception (which can be determined by turning the equipment on and off), the user is encouraged to try to correct the interference by using one or more of the following measures:

- Reorient or relocate the receiving antenna.
- Increase the separation between the equipment and the receiver.
- Connect the equipment into an outlet on a circuit different from that to which the receiver is connected.
- Consult the dealer or an experienced radio/TV technician for help.

Caution: Changes or modifications not expressly approved by the party responsible for compliance could void the user's (or your) authority to operate the equipment. Only peripherals (digital input/output devices, terminals, printers, etc.) certified to comply with the Class B limits may be attached to this product. Operation with non-certified peripherals is likely to result in interference to radio and TV reception. Only shielded signal cables may be used with this System.

### Indoor use only

FCC Caution: Any changes or modifications not expressly approved by the party responsible for compliance could void the user's authority to operate this equipment and for indoor use only, use outdoors or in other modes not covered by this manual may violate the FCC regulation and violate the user authority to use the product.

Specially, within the 5.15-5.25 GHz band, U-NII device is restricted to indoor operations to reduce any potential for harmful interference to co-channel MSS operations.

### FCC/IC Radio Frequency Exposure

The available scientific evidence does not show that any health problems are associated with using low power wireless devices. There is no proof, however, that these low power wireless devices are absolutely safe.

Low power Wireless devices emit low levels of radio frequency energy (RF) in the microwave range while being used.

Whereas high levels of RF can produce health effects (by heating tissue), exposure to low level RF that does not produce heating effects causes no known adverse health effects. Many studies of low level RF exposures have not found any biological effects. Some studies have suggested that some biological effects might occur, but such findings have not been confirmed by additional research. This device have been tested and found to comply with FCC/IC radiation exposure limits set forth for an uncontrolled environment and meets the FCC radio frequency (RF) Exposure Guidelines in Supplement C to OET65 and RSS-102 of the IC radio frequency (RF) Exposure rules(< 1.6W/kg).

#### Supplier's Declaration of Conformity

Trade Name	LG
Responsible Party	LG Electronics USA, Inc.
Address	111 Sylvan Avenue, North Building Englewood Cliffs, New Jersey 07632
Email	lg.environmental@lge.com

## CANADA(IC) Notice

### Industry Canada Statement

(For Canada)

[For having wireless function (WLAN, Bluetooth,...)]

This device contains licence-exempt transmitter(s)/receiver(s) that comply with Innovation, Science and Economic Development Canada's licence-exempt RSS(s). Operation is subject to the following two conditions:

- (1) This device may not cause interference.
- (2) This device must accept any interference, including interference that may cause undesired operation of the device.

### Avis d'Industrie Canada

(Pour le Canada)

[Pour la fonction sans fil (WLAN, Bluetooth, etc.)]

L'émetteur/récepteur exempt de licence contenu dans le présent appareil est conforme aux CNR d'Innovation, Sciences et Développement économique Canada applicables aux appareils radio exempts de licence. L'exploitation est autorisée aux deux conditions suivantes :

- (1) L'appareil ne doit pas produire de brouillage;
- (2) L'appareil doit accepter tout brouillage radioélectrique subi, même si le brouillage est susceptible d'en compromettre le fonctionnement.

### IC Radiation Exposure Statement

(For Canada)

[For having wireless function (WLAN, Bluetooth,...)]

This equipment complies with IC radiation exposure limits set forth for an uncontrolled environment. This equipment should be installed and operated with minimum distance 20 cm (7.8 inches) between the antenna & your body.

NOTE: THE MANUFACTURER IS NOT RESPONSIBLE FOR ANY RADIO OR TV INTERFERENCE CAUSED BY UNAUTHORIZED MODIFICATIONS TO THIS EQUIPMENT. SUCH MODIFICATIONS COULD VOID THE USER'S AUTHORITY TO OPERATE THE EQUIPMENT.

### Avis d'Industrie Canada sur l'exposition aux rayonnements

(Pour le Canada)

[Pour la fonction sans fil (WLAN, Bluetooth, etc.)]

Cet appareil est conforme aux limites d'exposition aux rayonnements d'Industrie Canada pour un environnement non contrôlé. Cet appareil doit être installé de façon à garder une distance minimale de 20 cm (7,8 po) entre la source de rayonnement et votre corps.

REMARQUE : LE FABRICANT N'EST PAS RESPONSABLE DES INTERFÉRENCES RADIOÉLECTRIQUES CAUSÉES PAR DES MODIFICATIONS NON AUTORISÉES APPORTÉES À CET APPAREIL. DE TELLES MODIFICATIONS POURRAIENT ANNULER L'AUTORISATION ACCORDÉE À L'UTILISATEUR DE FAIRE FONCTIONNER L'APPAREIL.

### RSS-247 Requirement

(For Canada)

[For product having the wireless function using 5 GHz frequency bands]

- (i) the device for operation in the band 5150–5250 MHz is only for indoor use to reduce the potential for harmful interference to co-channel mobile satellite systems;
- (ii) for devices with detachable antenna(s), the maximum antenna gain permitted for devices in the bands 5250-5350 MHz and 5470-5725 MHz shall be such that the equipment still complies with the e.i.r.p. limit;
- (iii) for devices with detachable antenna(s), the maximum antenna gain permitted for devices in the band 5725-5850 MHz shall be such that the equipment still complies with the e.i.r.p. limits as appropriate; and
- (iv) [for devices operating in the band 5250-5350 MHz having an e.i.r.p. greater than 200 mW] antenna type(s), antenna models(s), and worst-case tilt angle(s) necessary to remain compliant with the e.i.r.p. elevation mask requirement set forth in section 6.2.2.3 of RSS-247 shall be clearly indicated.

Users should also be advised that high-power radars are allocated as primary users (i.e. priority users) of the bands 5250-5350 MHz and 5650-5850 MHz and that these radars could cause interference and/or damage to LE-LAN devices.

### Exigences du CNR-247

(Pour le Canada)

[Pour les produits ayant la fonction sans fil utilisant des bandes de fréquences de 5 GHz]

- (i) les dispositifs fonctionnant dans la bande de 5 150 à 5 250 MHz sont réservés uniquement pour une utilisation à l'intérieur afin de réduire les risques de brouillage préjudiciable aux systèmes de satellites mobiles utilisant les mêmes canaux;
- (ii) pour les dispositifs munis d'antennes amovibles, le gain maximal d'antenne permis pour les dispositifs utilisant les bandes de 5 250 à 5 350 MHz et de 5 470 à 5 725 MHz doit être conforme à la limite de la p.i.r.e.;
- (iii) pour les dispositifs munis d'antennes amovibles, le gain maximal d'antenne permis (pour les dispositifs utilisant la bande de 5 725 à 5 850 MHz) doit être conforme à la limite de la p.i.r.e. spécifiée, selon le cas;
- (iv) [pour des dispositifs fonctionnant dans la bande de 5 250 à 5 350 MHz ayant une p.i.r.e. de plus de 200 mW], les types d'antennes (s'il y en a plusieurs), les numéros de modèle de l'antenne et les pires angles d'inclinaison nécessaires pour rester conforme à l'exigence de la p.i.r.e. applicable au masque d'élévation, énoncée à la CNR-247 section 6.2.2.3, doivent être clairement indiqués.

Les utilisateurs doivent également savoir que les radars de grande puissance sont attribués en tant qu'utilisateurs principaux (c'est-à-dire les utilisateurs prioritaires) des bandes de 5 250 à 5 350 MHz et de 5 650 à 5 850 MHz et que ces radars peuvent causer des interférences avec les appareils LE-LAN et/ou les endommager.

### **SAFETY REGULATION NOTICE**

#### **Battery**

- Risk of fire or explosion if the battery is replaced by an incorrect type.
- Replacement of a battery with an incorrect type that can defeat a safeguard (for example, in the case of some lithium battery types).
- Disposal of a battery into fire or a hot oven, or mechanically crushing or cutting of a battery, that can result in an explosion.
- Leaving a battery in an extremely high temperature surrounding environment that can result in an explosion or the leakage of flammable liquid or gas.
- A battery subjected to extremely low air pressure that may result in an explosion or the leakage of flammable liquid or gas.
- Do not store or transport at pressures lower than 11.6 kPa and at above 15 000 m altitude.

### **Information for Environmental Preservation**

#### **Information for Environmental Preservation**

LGE announced the 'LG Declaration for a Cleaner Environment' in 1994, and this ideal has served as a guiding managerial principle ever since.

The Declaration is a foundation that has allowed us to undertake environmentally friendly activities in careful consideration of economic, environmental, and social aspects.

We promote activities for environmental preservation, and we specifically develop our products to embrace the concept of environment-friendly.

We minimize the hazardous materials contained in our products. For example, there is no cadmium to be found in our product.

#### **Information for recycling**

This product may contain parts which could be hazardous to the environment. It is important that this product be recycled after use.

LGE handles all waste product through an environmentally acceptable recycling method. There are several take-back and recycling systems currently in operation worldwide. Many parts will be reused and recycled, while harmful substances and

heavy metals are treated by an environmentally friendly method. If you want to find out more information about our recycling program, please contact your local LG vendor or a corporate representative of LG. We set our vision and policies on a cleaner world by selecting the issue of the global environment as a task for corporate improvement. Please visit our website for more information about our 'green' policies.  
<http://www.lg.com/global/sustainability/environment/take-back-recycling.jsp>

### **Removal of waste batteries and accumulators (Product with embedded battery ONLY)**

In case this product contains a battery incorporated within the product which cannot be readily removed by end-users, LG recommends that only qualified professionals remove the battery, either for replacement or for recycling at the end of this product's working life. To prevent damage to the product, and for their own safety, users should not attempt to remove the battery and should contact LG Service Helpline, or other independent service providers for advice.

Removal of the battery will involve dismantling of the product case, disconnection of the electrical cables/contacts, and careful extraction of the battery cell using specialized tools. If you need the instructions for qualified professionals on how to remove the battery safely, please visit <http://www.lge.com/global/sustainability/environment/take-back-recycling>

### **Battery take-back information**

#### 1) US

In case rechargeable battery is included in this product, the entire device should be recycled in compliance with rechargeable battery recycling standards because of the internal battery. To dispose of properly, call (800) 822-8837 or visit [www.call2recycle.org](http://www.call2recycle.org).

#### 2) Canada

ENGLISH: In case rechargeable battery is included in this product, the rechargeable battery should be recycled in compliance with rechargeable battery recycling standards. To dispose of properly, call 1.800.822.8837 or visit [www.call2recycle.ca](http://www.call2recycle.ca).

FRENCH: Si le produit inclut une batterie rechargeable, celle-ci devrait être recyclée conformément aux normes de recyclage des batteries rechargeable. Pour vous en débarrasser correctement, appelez 1.800.822.8837 ou visitez [www.appelarecycler.ca](http://www.appelarecycler.ca).

## SAFETY PRECAUTION

### ENGLISH

Do not block any ventilation openings. Install in accordance with the manufacturer's instructions.

Only use attachments/accessories specified by the manufacturer.

For the permanently connected typed product without the incorporated disconnect device, a readily accessible disconnect device shall be incorporated external to the product.

For the pluggable typed product, the socket-outlet shall be installed near the product and shall be easily accessible.

To reduce the risk of fire or electric shock, do not expose this apparatus to rain or moisture.

Batteries shall not be exposed to excessive heat such as sunshine, fire or the like.

To reduce the risk of fire or explosion, do not replace the battery by an incorrect type.

Dispose of used batteries according to the instructions.

Do NOT install this product by yourself as you may injure yourself or cause damage to product. Please contact service personnel authorised by manufacturer.

To prevent injury, this apparatus must be securely attached to the wall in accordance with the installation instructions when installing on a wall.

All the power sources must be disconnected by removing the power cables to remove all power from the unit.

### FRANÇAIS (CANADA)

Ne bloquez pas les ouvertures d'aération. Installez l'appareil en respectant les directives du fabricant.

N'utilisez que les articles ou les accessoires recommandés par le fabricant.

Pour le produit connecté en permanence sans l'appareil de déconnexion intégré, un périphérique de déconnexion facilement accessible doit être installé à l'extérieur du produit.

Pour le produit enfichable, la prise de courant doit être installée à proximité du produit et facilement accessible.

Afin de réduire le risque d'incendie et de décharge électrique, n'exposez pas ce produit à la pluie ou à l'humidité.

Les piles ne doivent pas être exposées à une chaleur excessive, comme celle causée par la lumière directe du soleil, le feu ou toute source de chaleur semblable.

Pour réduire les risques d'explosion ou d'incendie, ne remplacez pas les piles par d'autres de type incorrect.

Jetez les piles usagées conformément aux instructions.

N'installez PAS ce produit par vous-même; vous risqueriez de vous blesser ou d'endommager le produit. Contactez un technicien d'entretien autorisé par le fabricant.

Pour prévenir toute blessure, cet appareil doit être solidement fixé au mur conformément aux instructions d'installation lors de l'installation sur un mur.

Toutes les sources d'alimentation doivent être déconnectées en retirant les câbles d'alimentation pour couper toute alimentation de l'appareil.

---

MEMO





MFL71898225