



## Precautions before Product Use

For the convenience of users, LG PC Manuals are provided in an electronic format.

The images in the owner's manual may differ depending on the language selected and are subject to change without prior notice.

Any malfunction in the built-in solid state drive (SSD) may result in loss of stored data. You must back up all critical user data to an external storage device (USB HDD, memory card, etc.).

If you shut the system down before it is completely loaded, the product may not shut down properly. Shut down the system after it is completely loaded. (It takes about one or two minutes to completely load the system and may vary depending on the conditions.)

For more information on how to use the product, refer to the LG Easy Guide of the LG PC Manuals.

## Checking the Components

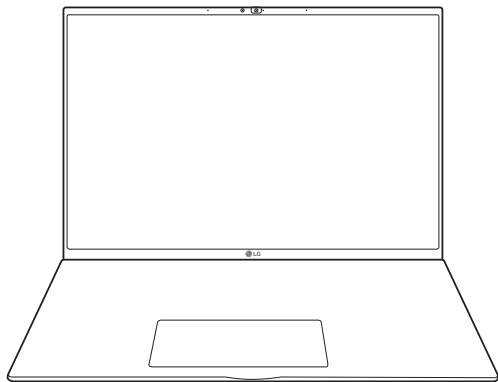
The components shown below are provided when you purchase the product. Check the components before use.

- When cleaning the product, use a cleaning agent dedicated to the PC. If you use thinner, benzene, alcohol or other similar agent, the product may be damaged or deformed.






## Product Tour

Front



## System Shutdown / Power Off


Press the [  ] key or [Ctrl] + [ESC] to display the Start menu.


- Press the Start button [  ] > Power button [  ] and select [Shut down].



## Important Safety Precautions

Check the following 'Important Safety Precautions' to prevent unexpected danger or damage in advance.

'Important Safety Precautions' is divided into 'WARNING' and 'CAUTION.'

 **WARNING:** Noncompliance with the instruction may cause serious physical damage or fatal injuries.

|   |   |  |  |
|---|---|--|--|
|  | <p>Do not use the product on top of carpet, blanket or bed. Also, do not put the adapter under the blanket.</p> <ul style="list-style-type: none"><li>• The product may malfunction, cause a fire</li></ul> |  |  |
|   |   |  |  |
|   |   |  |  |

| Symptom  | Cause and Solution   |
|--|--|
| <p>The touchpad is not functioning properly.</p> | <ul style="list-style-type: none"> <li>• Press the Start button [  ] and run [All apps] &gt; [LG Smart Assistant]. Then press [Dashboard] &gt; [Touchpad].</li> <li>• If the touchpad does not function properly, the touchpad is either in the Touchpad Off (disabled) state or Touchpad Auto (disabled when the mouse is connected) state.                         <ul style="list-style-type: none"> <li>- For details on the touchpad settings, refer to the LG Easy Guide of the LG PC Manuals.</li> </ul> </li> </ul> |
| <p>The wireless network is not connected.</p>    | <ul style="list-style-type: none"> <li>• Press [Fn] + [F6] to check if the wireless network device is turned off.</li> <li>- Press [Fn] + [F6] to set airplane mode to [OFF].<br/>Click the Wi-Fi [  ]</li> </ul>   |
|  |  |
|  |  |

## Appendix

### Registered Trademark and Open Source Information

Microsoft™, MS™, WinPE™, and Windows® are the registered trademarks of Microsoft Corporation™.

USB Type-C™ and USB-C™ are trademarks of USB Implementers forum.

Thunderbolt™ and Thunderbolt™ logo are the trademarks of Intel Corporation in U.S.A. and/or other countries.

microSD® and the microSD logo are trademarks or registered trademarks of SD-3C, LLC.

Wi-Fi® is a registered trademark of Wi-Fi Alliance Corporation.

To obtain the source code that is contained in this product, under GPL, LGPL, MPL, and other open source licenses that have the obligation to disclose source code, and to access all referred license terms, copyright notices and other relevant documents please visit <https://opensource.lge.com>.

LG Electronics will also provide open source code to you on CD-ROM for a charge covering the cost of performing such distribution (such as the cost of media, shipping, and handling) upon email request to [opensource@lge.com](mailto:opensource@lge.com).

This offer is valid to anyone in receipt of this information for a period of three years after our last shipment of this product.

### Battery take-back information

In case rechargeable battery is included in this product, the entire device should be recycled in compliance with rechargeable battery recycling standards because of the internal battery. To dispose of properly, call (800) 822-8837 or visit [www.call2recycle.org](http://www.call2recycle.org).

#### Supplier's Declaration of Conformity

|                   |                          |
|-------------------|--------------------------|
| Trade Name        |                          |
| Responsible Party | LG Electronics USA, Inc. |
| Address           | 111 Sylvan Avenue        |
| Email             |                          |

